

MT1500+



Features & Benefits

MasterTug MT1500+



MT1500+

MasterTug

MT1500+ allows a single operator to easily push, pull and steer loads weighing up to 15000 kg.

Battery



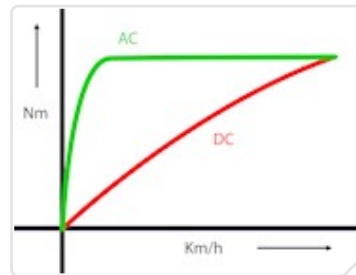
- Interchangeable
- Maintenance-free
- Battery monitoring system

Strong



- Dual secured mast
- FEA tested steel chassis
- Zinc coated steel couplings

Powerful



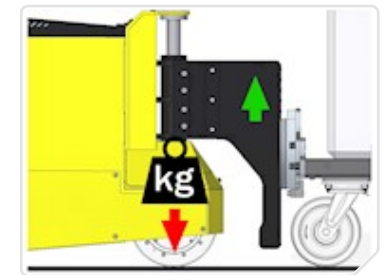
- AC drive motor
- Up to 15,000 kg load capacity
- Planetary gear box

Safety



- Self-adjusting castor guard
- Automatic braking system
- Steers through 180°

Traction



- Hydraulic weight transfer
- Industrial polyurethane drive wheel
- Push, pull and steer

Technical data

MasterTug MT1500+

Identification

Recommended load weight- Castors	15000 kg
Recommended load weight- Rails	60000 kg
Machine weight including battery	499 kg
Drive type	Electric AC
Drive motor power	2.0 kW
Drive wheel type	Polyurethane
Parking brake	Electromagnetic
Operating voltage	24
Braking	Regenerative
Castor wheel type	Polyurethane
Controller type	AC
Variable machine speed	0.1 km/h - 5 km/h
Noise level	≤80 dBA
Metal work finish	Powder coat paint & zinc plated
IP rating for the machine	IP44
Cylinder stroke	160 mm
Operating temperature range	-15 to 40 °C
Operating environment	Inside, Outside
Stainless steel	No

Battery options

Battery pack - sealed - 179Ah 24V - interchangeable
Cover plate, connectors and cables - no battery
Carrier, connectors and cables - no battery
Battery pack - lithium - 158Ah 24V - fixed

Charging option

Charger - external - 30A 24V - 110V-240V
Charger - internal - 20A 24V - 110V-240V
Charger - lithium - external - 40A - 24V - 85V-265V

Optional extras

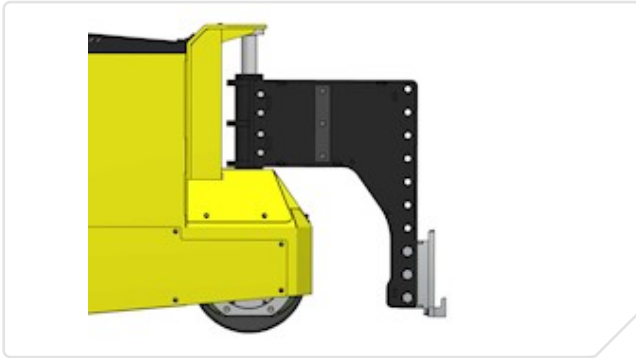
Option - flashing safety light and motion bleeper
Option - two speed selector switch
Option - combi lock
Option - quick release coupling pins
Option - battery protection system
Option - wireless control handset

Coupling options

MasterTug MT1500+

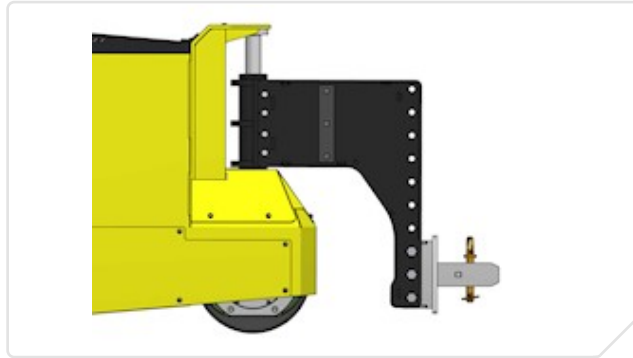
Z53-00602

Coupling - male - height adjustable combi - large



Z53-00603

Coupling - male - height adjustable box - large



Z53-00700

Coupling - female - combi - large



Z53-00701

Coupling - female - box - large



Z53-00604

Coupling - channel coupling body



Machine options

MasterTug

Z50-00500

Option - flashing safety light and motion bleeper



Z50-00502

Option - two speed selector switch



Find out **more**

Contact us today to find out which electric tug from MasterMover can help to improve efficiency and safety in your workplace.

For sales and support please contact:

SELS s.r.o.

K AMP 2025/2b
66434, Kuřim, Czech Republic

T +420 721 187 768

E petr.cermak@smartsels.com

W www.smartsels.com